





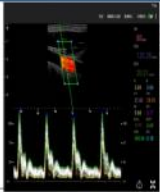
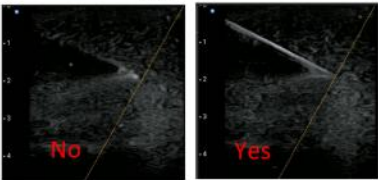
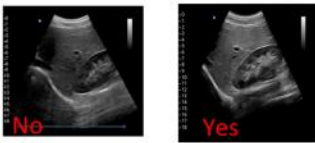
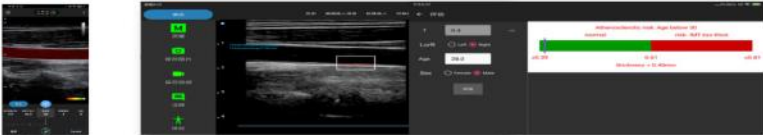


Model	H31 (Basic)		S31 (Advanced)		Lite31 (Pro)		
Model	H31L	H31C	S31L	S31C	Lite31L	Lite31C	Lite31P
Pics							
<b>Specs</b>							
Application	subcutaneous organs small organs peripheric veins MSK	Abdomen GYN OB URN	subcutaneous organs small organs peripheric veins MSK	Abdomen GYN OB URN	subcutaneous organs small organs peripheric veins MSK	Abdomen GYN OB URN	Heart Abdomen
Host	Android and IOS						
Frequency	4-12MHz	2-5MHz	4-12MHz	2-5MHz	4-12MHz	2-5MHz	2-5MHz
Max Depth	12cm	37.8cm	12cm	37.8cm	12cm	37.8cm	18.9cm
Emission channels	32	32	32	32	32	32	32
Recepation channels	32	32	64	64	64	64	64
Elements	128		128		128	128	64
Size	17.9x7.5x3.4cm	18.8x7.5x3.4cm	17.9x7.5x3.4cm	18.8x7.5x3.4cm	16.1x5x3.2cm	17.1x6.8x3.2cm	16.4x5x3.2cm
Weight	300g		250g		200g		
Battery capacity	6000mAh		3000mAh		3000mAh		
Scan time	4h		1.5h		1.5h		
Image quality	4★	4★	4★	5★	5★	5★	5★
Modes	B/C/M/PW						
<b>functions about image improvement</b>							
PW automatic measure			13 key indicators for CCA				
Needle Enhance							
Harmonic imaging							
<b>functions for better experience</b>							
AI (for CCA and IMT) measure							
Fat layer measure	